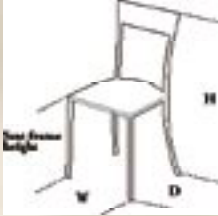
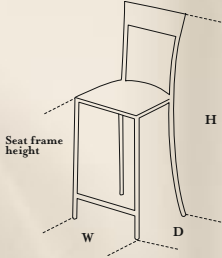
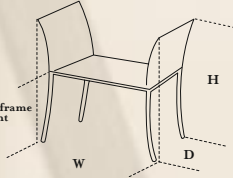
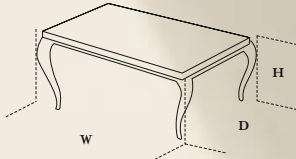

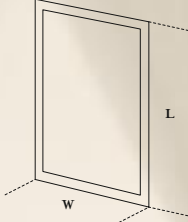
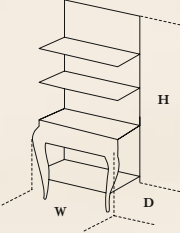
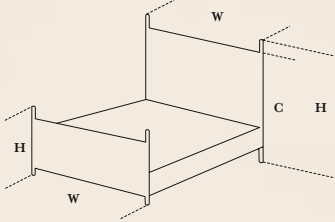


Product No. specifications

Example of how to read the product codes: CS2000 2X—helena side chair with a 2X style back
(CS—furniture type, 2000—model number, 2X—style)

* All measurements shown in imperial measurements.

Furniture Type	Style
<p>Seating</p> <p>CS: SIDE CHAIR CA: ARM CHAIR CST: STOOL CB: BENCH</p>	<div style="display: flex; justify-content: space-between;"> <div style="width: 30%;"> <p>X: X BACK 2X: DOUBLE X BACK 3X: TRIPLE X BACK BKLS: BACKLESS E: EYELET BACK F: FOUNTAIN BACK L: LADDER BACK R: RIPPLE BACK SCR: SCROLL BACK SLT: SLAT BACK W: WEAVE SEAT</p> </div> <div style="width: 35%; text-align: center;">  </div> <div style="width: 30%; text-align: center;">  </div> <div style="width: 30%; text-align: center;">  </div> </div> <p>Chair seat frame height is 17" (to top of seat frame) unless otherwise listed. Round style seats are 16" unless otherwise listed. D—End seats are 17" w X 17" d unless otherwise listed. Bar stool seat frame height is 29" unless otherwise listed.</p> <p>Counter stool seat frame height is 24" unless otherwise listed. Stools are available in either bar height (B) or counter height (C) model. Please include "B" or "C" in the product code when ordering. Eg: CST2000SCR B—bar height</p> <p>stool Eg: CST2000SCR C—counter height stool Bench seat frame height is 17"</p> <p>W: overall width D: overall depth H: overall height</p>
<p>Tables</p> <p>TD: DINING TCT: CENTER TB: BISTRO TCN: CONSOLE TCF: COFFEE TS: SIDE</p>	<div style="display: flex; justify-content: space-around;"> <div style="text-align: center;">  </div> <div style="text-align: center;">  </div> </div> <p>BAR: BAR TABLE C: CIRCLE D: D-END G: GRILL S: SQUARE</p> <p>The outside dimensions are the overall width (W), depth (D) and height (H) of the table.</p> <p>The top frame dimensions are the overall width (W), and length (L) of the top frame of table.</p> <p>* Note: the top frame dimensions may be different than the overall (outside) dimensions. They have been provided here as a reference.</p>
<p>Mirrors</p> <p>AM: MIRRORS</p>	<div style="text-align: center;">  </div> <p>L: overall length W: overall width</p>
<p>Shelving</p> <p>EB: BAKER'S RACK ET: ETAGERE</p>	<div style="text-align: center;">  </div> <p>T: TOWER S: SQUARE</p> <p>W: overall width D: overall depth H: overall height</p>
<p>Beds</p> <p>B: BED BC: CANOPY BED</p>	<div style="text-align: center;">  </div> <p>Footboard W: overall width of the footboard H: overall height of the footboard Headboard W: overall width of the headboard H: overall height of the headboard C: center height of the headboard</p> <p>Queen size bed dimensions based on a 60"x80" mattress.</p> <p>King size bed available in the following mattress size: 76"x80.</p> <p>Other sizes available upon request.</p>